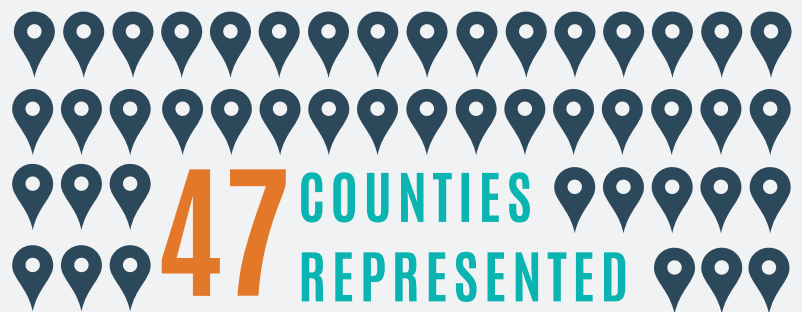
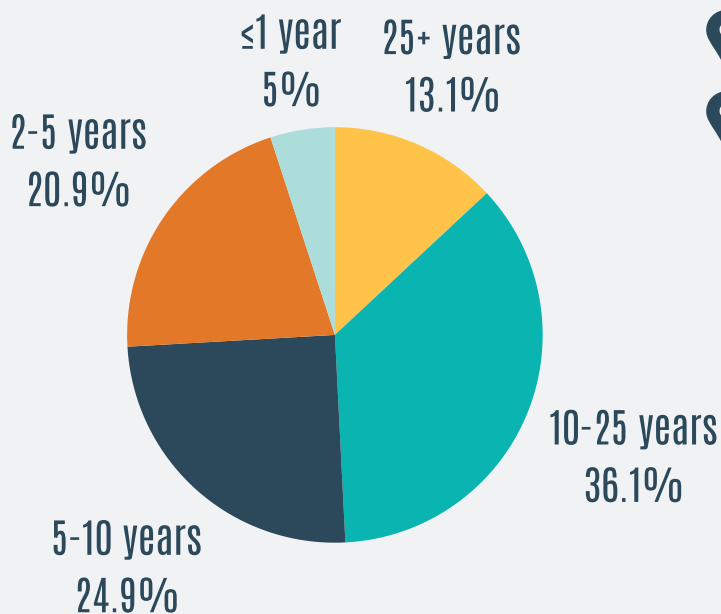


AN ANALYSIS OF THE CASELOAD/WORKLOAD DEMANDS OF CALIFORNIA SCHOOL-BASED SLPS

Survey results from over 2,000 Speech-Language Pathologists in California

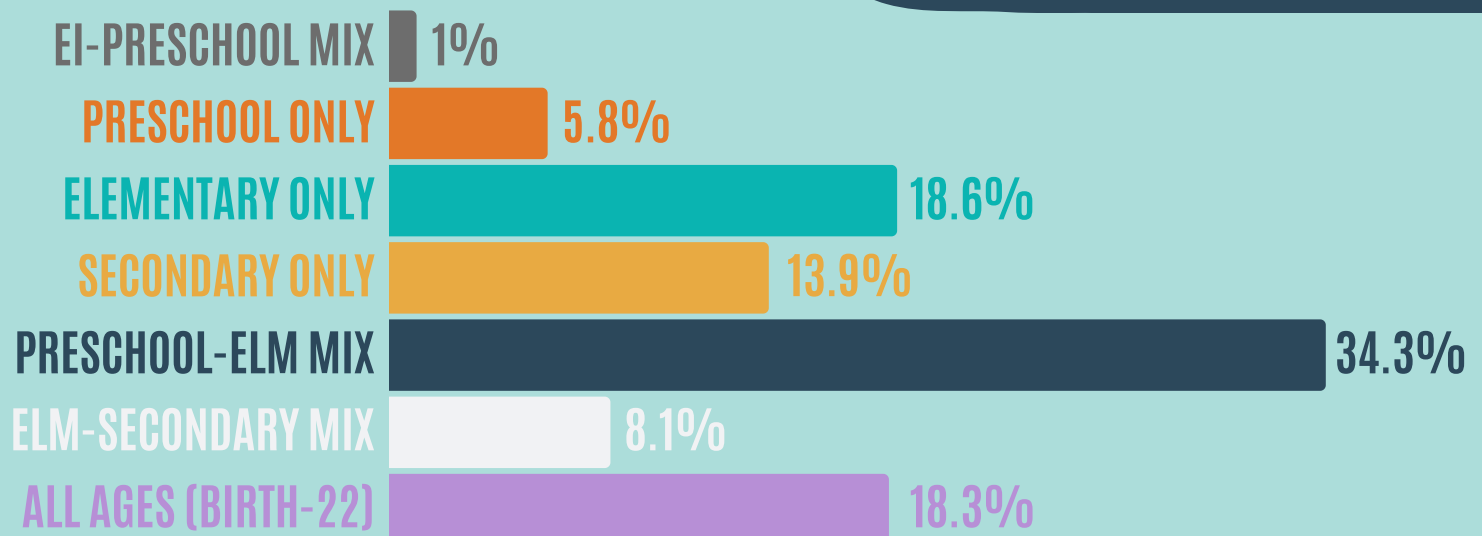
PARTICIPANT CHARACTERISTICS

YEARS WORKED AS AN SLP



85.6% WORK FULL-TIME HOURS

AGES SERVED ON CASELOAD



CASELOAD SIZES IN CALIFORNIA

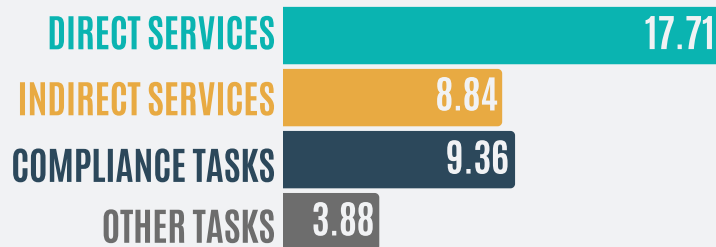
58.6 AVERAGE SIZE FOR STANDARD CASELOADS



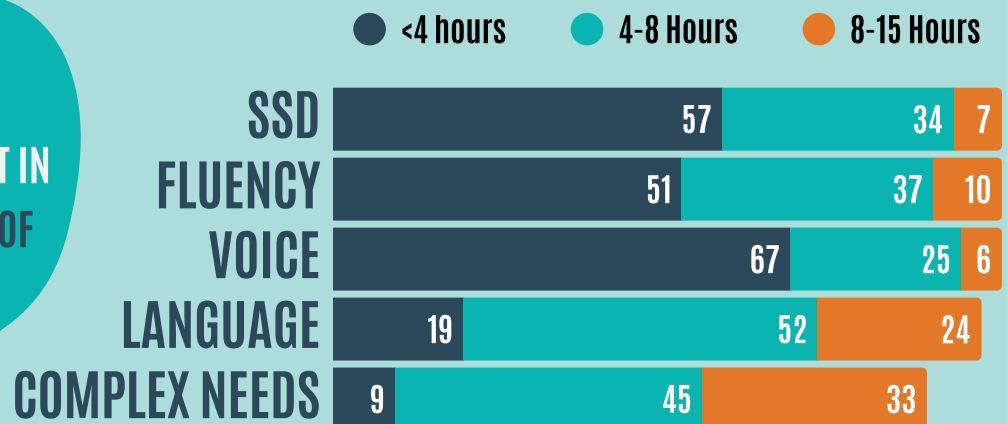
63.5 AVERAGE SIZE FOR WEIGHTED PRESCHOOL CASELOADS

62.12% OF STANDARD CASELOADS & **72.02% OF** PRESCHOOL WEIGHTED ONES ARE IN **EXCESS** OF THE **55 AVERAGE** CASELOAD SIZE THAT IS STATED IN CALIFORNIA ED CODE FOR SLPS

HOURS SPENT ON TASKS EACH WEEK



TIME RESPONDENTS NEED FOR ASSESSMENT IN DIFFERENT DOMAINS OF COMMUNICATION



IN 6 MONTHS, SLPS RECEIVED REFERRALS FOR NEARLY **12** INITIAL ASSESSMENTS

& 22 TOTAL ASSESSMENTS

SIGNIFICANT VARIATIONS BY COUNTY

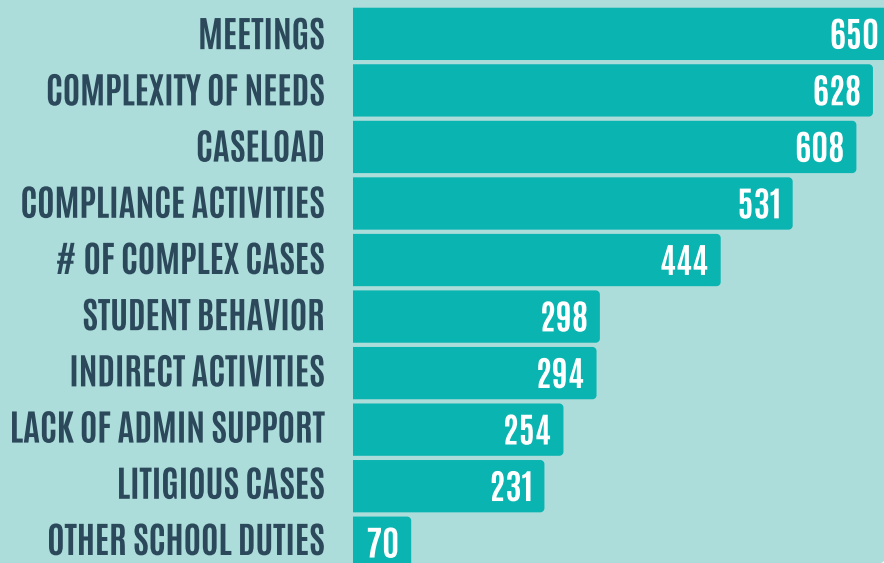




IN 6 MONTHS, RESPONDENTS SAID THEY **ATTENDED 47.9 IEP MEETINGS** AND SPENT AN AVERAGE OF **72.1** TOTAL HOURS IN MEETINGS

46.9% OF SLPS ARE MANAGERS FOR UP TO 25% OF THEIR TOTAL CASELOADS

FACTORS WITH GREATEST IMPACT ON WORKLOAD



93.6% OF SLPS SAY THEIR DISTRICT BILLS FOR SERVICES

82.6% OF SLPS SAY THEIR DISTRICT MANDATES BILLING

SCHOOL BASED VS NON-SCHOOL BASED

SCHOOL BASED SLPS ARE CONTRACTED & PAID FOR LESS HOURS THAN NON SCHOOL BASED SLPS DESPITE THE FACT THAT THEY WORK ONE HOUR MORE PER DAY THAN NON-SCHOOL BASED SLPS

77% HAVE CONSIDERED LEAVING SCHOOLS DUE TO THESE DEMANDS

56% OF SLPS FEEL NEUTRAL TO NEGATIVE ABOUT WORKING IN PUBLIC SCHOOLS

61% OF SLPS FEEL POSITIVE ABOUT WORKING IN THE FIELD OVERALL